

MHI
Copy 2

FM 21-30

CONVENTIONAL SIGNS, ABBREVIATIONS FM 21-30

WAR DEPARTMENT

BASIC FIELD MANUAL

**CONVENTIONAL SIGNS, MILITARY
SYMBOLS, AND ABBREVIATIONS**

FM 21-30

BASIC FIELD MANUAL



**CONVENTIONAL SIGNS,
MILITARY SYMBOLS, AND
ABBREVIATIONS**

**Prepared under direction of the
Chief of Engineers**



**UNITED STATES
GOVERNMENT PRINTING OFFICE
WASHINGTON : 1941**

For sale by the Superintendent of Documents, Washington, D. C.

WAR DEPARTMENT,
WASHINGTON, November 26, 1941.

FM 21-30, Basic Field Manual, Conventional Signs, Military Symbols, and Abbreviations, is published for the information and guidance of all concerned.

[A. G. 062.11 (7-7-41).]

BY ORDER OF THE SECRETARY OF WAR:

G. C. MARSHALL,
Chief of Staff.

OFFICIAL:

E. S. ADAMS,
Major General,
The Adjutant General.

DISTRIBUTION:

B and H (5); R (10); Bn (5), 1 (10); C (10).
(For explanation of symbols see FM 21-6.)

TABLE OF CONTENTS

	Paragraph	Page
SECTION I. General.		
Purpose -----	1	1
Scope -----	2	1
II. General topographic symbols.		
Characteristics -----	3	1
List -----	4	2
III. Symbols for air navigation maps.		
Characteristics -----	5	18
List -----	6	18
IV. Military symbols.		
General rules -----	7	20
List of basic symbols -----	8	22
Application of special symbols -----	9	33
V. General abbreviations.		
General use -----	10	44
Use with hydrographic symbols -----	11	45
VI. Military abbreviations.		
List -----	12	47
Examples -----	13	61
APPENDIX. List of references -----		64
INDEX -----		65

BASIC FIELD MANUAL**CONVENTIONAL SIGNS, MILITARY SYMBOLS, AND
ABBREVIATIONS**

This manual supersedes FM 21-30, August 1, 1939, and Training Circular No. 48, War Department, 1941.

SECTION I**GENERAL**

■ 1. **PURPOSE.**—This manual is intended to supply the information required by the map reader. Persons engaged in the preparation of maps should be guided by AR 300-15, TM 5-230, and by Bulletin 788, Topographical Instructions of the United States Geological Survey.

■ 2. **SCOPE.**—This manual shows in convenient form the abbreviations and general symbols which have been authorized for military use. The general topographical symbols in section II, the symbols intended for air navigation maps only in section III, and the general abbreviations in section V have been approved by the Federal Board of Maps and Surveys and are prescribed for use on all United States maps. Symbols of a purely military nature prescribed by the War Department are given in section IV and special abbreviations authorized for military use, in section VI. Symbols other than those herein authorized may be used, provided they do not conflict with any authorized symbols and are explained in a suitable legend on the map.

SECTION II**GENERAL TOPOGRAPHIC SYMBOLS**



■ 3. **CHARACTERISTICS.**—*a. Size.*—In general, symbols resemble the objects which they represent. The symbols vary in size with the scale of the map. On small-scale maps, symbols are reduced to their most elementary form and do not conform to scale. As the scale is increased, the symbols assume the shape and scaled size of the object represented.

b. Color.—The symbols are shown in appropriate color for a four-color map. When less than four colors are used, the symbols shown in paragraph 4 in the colors not used will be executed in black ink.

c. Lettering.—VERTICAL ROMAN type indicates civil divisions, *SLANT ROMAN* type (or italic) indicates natural water features, VERTICAL GOTHIC type indicates natural land features, and *SLANT GOTHIC* type indicates works of man. Lettering, either mechanical or freehand on military maps hastily prepared, may vary considerably from these types. Likewise, marginal data as indicated in paragraph 4c will not be nearly as complete on military sketches.

■ 4. LIST.—*a. Works and structures.*

Canal, ditch, or open aqueduct	-----	{	_____	
Canal, abandoned	-----		_____	
Buried aqueduct or water pipe	-----	{	

Aqueduct or canal in tunnel	-----		-----><-----	
Canal lock (point upstream)	-----		↑	
Canal lock (large scale)	-----		↑↑	
Roads	Good motor	-----	=====	
	Poor motor or private	-----	=====	
	On small-scale maps	-----	_____	
	Routes usually traveled are further classified by red overprinting as follows:			
	Hard impervious surfaces	-----	or	=====
			=====	
	Other surface improvements	-----	or	=====
				=====
			or	=====
				=====
	U. S. Route		State Route	
				
	(Date of road information shown in margin on tactical maps.)			

Good pack trail-----

Poor pack trail or footpath-----

Railroads	{ Railroad of any kind, small-scale maps----- Railroad single track, large-scale maps-----	}	
	Double track-----		
	Juxtaposition of-----		
	Narrow gage-----		
	Abandoned-----		
	Electric, passenger only-----		
	In road or street-----	<u>RAILROAD</u> <u>ELECTRIC</u>	

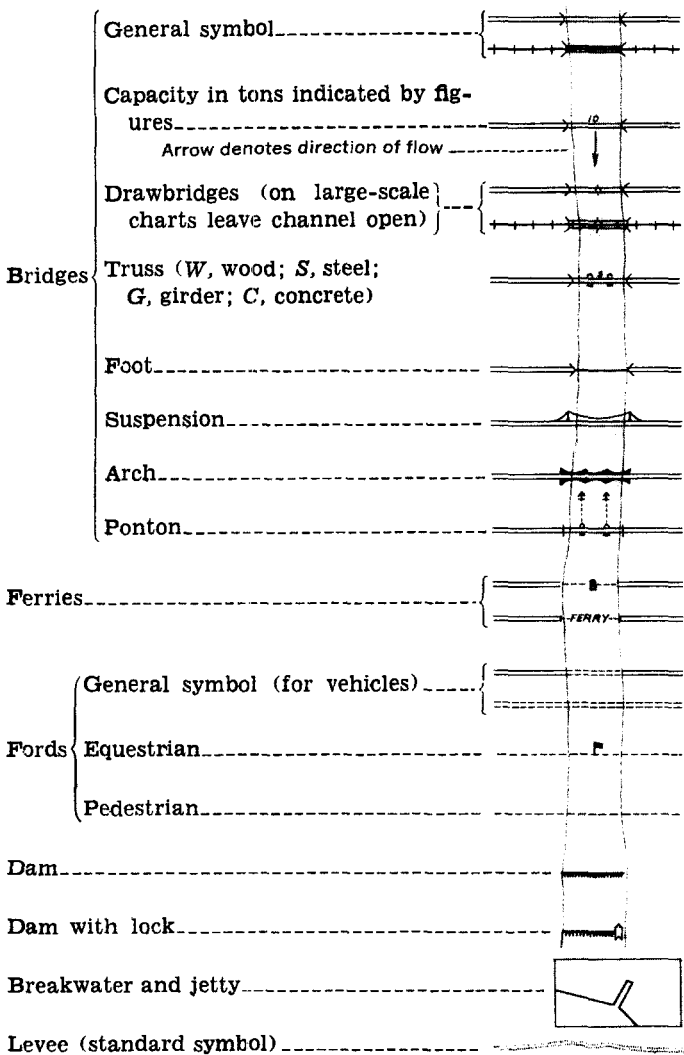
Railroad crossing-----
 (grade—RR above—RR beneath)


Tunnel (railroad or road)-----


Railroad station of any kind-----


Telegraph and telephone lines	{ On ground or poles-- Underground----- Submarine-----	}	


Electric power transmission line-----





Levee (optional for War Department) ----- 

Revetment (optional for War Department) 


Retards and dikes ----- 


River gage ----- 


Wharves and docks ----- 

Buildings in general ----- 


Ruins ----- 


Cliff dwellings ----- 

Church ----- 

Church (optional symbol for nautical charts) ----- 


Hospital ----- 

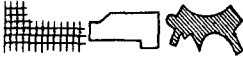















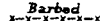
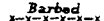


Schoolhouse ----- 

Temple, pagoda ----- 








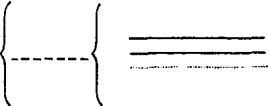
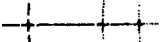








Windmill ----- 

Fort ----- 

Sample combination showing city, town, or village ----- 

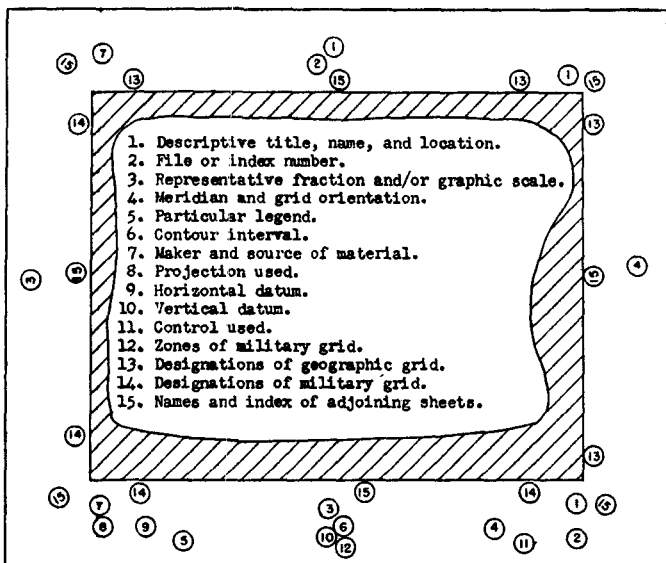
City, town, or village (generalized) ---	
City, town, or village (small-scale maps) {	Capital..... 
	County seat..... 
	Other towns..... 
Cemetery.....	 or 
Mine or quarry of any kind (or open cut)	
Prospect.....	
Shaft.....	
Mine tunnel {	Opening..... 
	Showing direction..... 
Oil or gas wells.....	
Tanks.....	
Coke ovens.....	
Fences {	Fence of any kind (or board fence)
	Stone..... 
	Worm..... 
	Wire.....  <i>Barbed</i>  <i>Smooth</i> 
	Hedge..... 

b. Boundaries, marks, and monuments.


National, State, or Province line.....	
County line.....	
Civil township, district, precinct, or barrio.....	
Reservation line.....	
Land-grant line.....	
City, village, or borough.....	
Cemetery, small park, etc.....	
U. S. township, section, and quarter-section lines (any one for township line alone, any two for township and section lines)	
Located U. S. township and section corners.....	
Boundary monument.....	
Triangulation point or primary traverse station.....	
Permanent bench mark (and elevation).....	
Precise bench mark.....	
Intermediate bench mark (and elevation).....	
U. S. mineral monument.....	
Observation spot (astronomic position).....	
Any located station or object (with explanatory note).....	

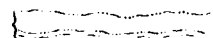
c. Marginal information.—Where practicable the following data are shown in the margins of all maps, photomaps, or aerial photographs, and usually in the places indicated by the encircled figures. On military maps, overlays, and field

sketches only the essentials of character, orientation, time, source, and scale are shown, and then not necessarily in the margins. For detailed information on aerial photographs see FM 30-21.





d. Drainage.


Streams in general..... { 

Intermittent streams..... { 

Probable drainage, unsurveyed..... { 

Lake or pond in general..... { 
(with or without tint, waterlining, etc.)

Salt pond (broken shore line if intermittent)..... { 

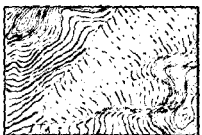
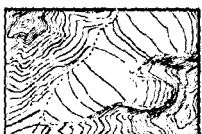
Intermittent lake or pond..... { 

Spring -----

Wells and water tanks -----

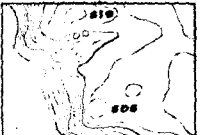
Falls and rapids -----

Glaciers {
 Contours (or as below) -----
 Form lines showing flow -----




e. Relief (shown by contours, form lines, hachures, or shading as desired).

Contours (blue if under water) -----



Contours (approximate only) -----




Form lines (no definite interval) -----



Hachures -----



Depression contours.....



Cuts.....

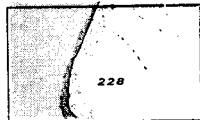
Fills.....

Mine dump (ore).....


Tailings.....



Bluffs { Rocky (or use contours).....



Bluffs { Other than rocky (or use contours).....




Sand and sand dunes.....



For planimetric maps:

Ridge line.....




Rim rock or escarpment.....



Washes.....

f. Land classification.


Overflowed land.....



Marsh in general (interior salt marshes and coastal fresh marshes are to be indicated as such).



Cypress swamp-----




Woodland (or as shown below)-----



Woodland (or broadleaved trees)-----



Dense woods or jungle growth-----




Pine (or narrowleaved trees)-----



Palm-----



Palmetto-----



Mangrove-----




Bamboo.....



Cactus.....



Banana.....



Orchard.....



Grassland in general.....



Tall tropical grass.....



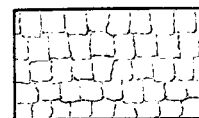
Cultivated fields in general.....



Cotton.....



Rice.....



Sugarcane-----



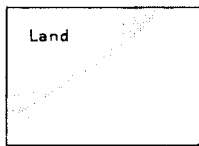
Corn-----



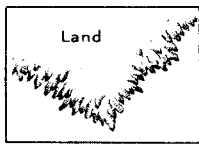
g. Hydrography, dangers, and obstructions.

Shore lines { Surveved-----
 Unsurveved-----

In general-----

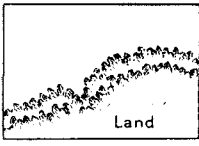


Rocky ledges-----

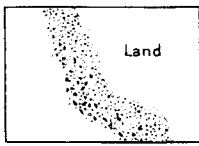


Shores (high and low water lines and areas between)

Coral reefs-----



Gravel and rocks



Shores (high and low water lines and areas between)—Con.


Mud



Tidal flats



Kelp or eel grass



Ice limits (ice packs or barriers)



Rock under water

+

Rock awash (at any stage of the tide)

*

Breakers along shore



Fishing stakes



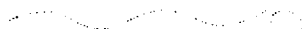
Fish weir



Overfalls and tide rips



Limiting danger line



Whirlpools and eddies



Wreck (any portion of the hull or superstructure above low water)



Sunken wreck (dangerous to surface navigation)



Sunken wreck (not dangerous to surface navigation nor those over which the depth exceeds 10 fathoms) ----- \leftrightarrow

Submarine cable ----- 

Current, not tidal, velocity 2 knots ----- $2 kn$

(Special usage) ----- $2 kn$

Tidal currents	{	Flood, 1 1/2 knots ----- $1\frac{1}{2} kn$
		Ebb, 1 knot ----- $1 kn$
		Flood, second hour ----- \rightarrow
		Ebb, third hour ----- \leftarrow

No bottom at 50 fathoms ----- 50

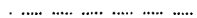
Depth curves:

1-fathom or 6-foot line ----- 

2-fathom or 12-foot line ----- 

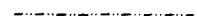
3-fathom or 18-foot line ----- 

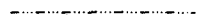
4-fathom line ----- 

5-fathom line ----- 


6-fathom line ----- 

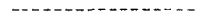
10-fathom line ----- 

20-fathom line ----- 

30-fathom line ----- 

40-fathom line ----- 

50-fathom line ----- 

100-fathom line ----- 







h. Aids to navigation, etc.

Life-saving station (in general) ----- \blacktriangleright L.S.S.

Life-saving station (Coast Guard) ----- \blacktriangleright C.G. 165

Lighthouse	-----	★	
Lighthouse on small-scale chart (light sectors shown by dotted lines)	-----		
Light vessels showing number of mast lights	-----	⚓ ⚓	
Radio station	-----	R.S.⊙	
Radio direction-finder station (radio compass station)	---	R.C.⊙	
Radio tower	-----	R.T.⊙	
Radio beacon	-----	R.Bn.⊙	
Water gage	-----	†	
Beacons (sectors shown by dotted lines)	{ Lighted ----- ★ Not lighted (sample of ▲ ▲ ▲ ▼ ▼ ▼ distinctive top marks)		
Buoys	Buoy of any kind (or red buoy)	-----	◇
	Black	-----	◆
	Striped horizontally (in general)	-----	◇
	Striped horizontally (red and black)	-----	◇
	Striped vertically	-----	◇
	Checkered	-----	◇
	Perch and square	-----	◇
	Perch and ball	-----	◇
	Whistling (or use first six symbols with word "whistling")	-----	◇
	Bell (or use first six symbols with word "bell")	-----	◇
	Lighted	-----	◇

*Topmarks
used with any
buoy symbols*

Anchorage	{	Of any kind (or for large vessel) -----	
		For small vessels -----	
Mooring -----			
Range or bearing line -----			
Track line -----		—————	
Drydock -----			
Floating drydock -----			
Patent slip -----			
Leader cable -----			=====

SECTION III

SYMBOLS FOR AIR NAVIGATION MAPS










■ 5. CHARACTERISTICS.—The conventional signs for use on air navigation maps differ from those used on topographic maps as follows:







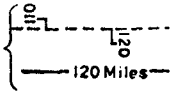









a. The features on the ground which are easily discernible from high altitudes are the ones which are emphasized on the air navigation map and the other features are subordinated or entirely omitted. In this way the aviator is provided with a map showing landmarks visible from the air, permitting him to direct his flight by these landmarks.

b. All symbols adopted are larger and more striking to the eye so that the aviator may easily read his map under difficult conditions.

■ 6. LIST.

(Symbols usually reproduced in Red)

Army, Navy, or Marine Corps field.....	
Commercial or municipal field.....	
Department of Commerce intermediate field.....	
Marked auxiliary field.....	
Airplane landing field, marked or emergency..... (where not shown in plan nor by symbol indicating characteristics)	
Mooring mast.....	
Night lighting facilities.....	L F
Seaplane base with ramp, beach, and handling facilities.....	
Anchorage with refueling and usual harbor facilities.....	
Protected anchorage with limited facilities.....	

- Airway light beacon.....
 (arrows indicate course lights)
- Auxiliary airway light beacon, flashing.....
- Airport light beacon with code light.....
 (within airport symbol)
- Airport light beacon without code light.....
 (within airport symbol)
- Landmark light beacon with bearing projector.....
 (arrow indicates fixed beam pointing to airport)
- Landmark light beacon without bearing projector.....
- Radio station with call letters and frequency $\Psi\Psi$ or \odot RS (WUF 1830)
- Radio direction-finder station with call letters and
 frequency (radio-compass station)..... \odot RC (NDW 3010)
- Radio beacon with call letters..... \odot RB_n(WRO)
- Radio range beacon..... \odot RR B_n
- Air routes, optional symbols.....

- Railroads { Single track.....
 Two or more tracks.....
 Electric.....
- Prohibited area.....
- Prominent transmission line.....
- High explosive area { Marked..... HI \odot X
 Unmarked.....
- Highway, prominent.....
- Highway, less prominent.....


Road or trail, prominence uncertain.....

Oil well derrick.....

Obstruction..... 257
(numerals indicate height above ground in feet)

Prominent elevation..... 862
(numerals indicate height in feet)

GRADIENT OF ELEVATIONS



SECTION IV

MILITARY SYMBOLS

■ 7. GENERAL RULES.—*a. Color.*—When colors are used, military symbols representing objects in territory occupied or controlled by our forces are shown in blue, and those in territory occupied or controlled by the enemy are shown in red. The only exceptions are the following:

(1) Symbols for areas to be covered by friendly fire or gas, although generally located in enemy territory, are executed in blue.

(2) Symbols for gassed areas, wherever located, are always executed in red.

b. Unit designations.—The positions of various letters, numbers, or abbreviations designating definite units with respect to the symbol representing the type of unit are as follows:

(1) Serial numbers of armies and corps are placed within the symbol for troop units when considered collectively. Army is shown by number spelled out. Corps is shown by roman numerals. Serial numbers of divisions, brigades, regiments, separate battalions, separate companies, or similar separate units are placed on the right, using arabic numerals.

When separate units are designated in this manner, the number of the unit will be followed by an abbreviated explanation showing the size of the unit thus designated.

(2) Numbers designating battalions in a regiment are shown on the left, using arabic numerals.

(3) Letters designating companies, troops, or batteries are in capitals and are shown on the left. Companies, troops, batteries or platoons (not separate), and other elements of a unit which are designated by name instead of by letter (for example, "Antitank Company" or "Headquarters and Service Troop"), are designated by the use of the proper abbreviation on the left.

(4) Abbreviations for explanatory purposes are shown on the right (see sec. VI). Abbreviations are used instead of symbols to show information that cannot be indicated by a single symbol.

(5) Calibers are shown by numbers and unit of measure, as 37-mm, 155-mm, 12-in., .50-in. and are usually placed under the symbol. Often the unit of measure is omitted.


(6) In order to clarify the use of the various symbols and to insure uniformity, the following diagrams are inserted as a guide:

Symbol indicating
size

(a) Smaller unit

Basic symbol

Superior unit

Example: 1st Battalion, 2d Infantry----- |  2

Symbol indicating
size

(b) Company,
troop,
battery,
flight

Symbol of arm or
service

Weapon

Division,
brigade,
regiment,
separate
battalion,
separate
company.

Example: Battery E, 62d Coast Artillery, Anti-air-
craft, Machine Gun-----

E  62

Symbol indicating
size

(c)

Army or corps

Example: Second Army----- 

■ 8. LIST OF BASIC SYMBOLS.—a. To indicate purpose or character of activity.

Military post or station; command post or headquarters-----
(lower end of staff terminates at location of establishment represented)



Troop unit-----
(On large-scale maps where troop units can be shown to scale, this symbol may be modified as follows so as to show area occupied by units in column or line and direction in which they are facing:



Line



Column



Airdrome-----



Airship hangar-----



Airship mooring mast-----



Airport (landing field)-----



Airport (landing field advanced)-----



Autogiro-----



Ammunition-----



Arsenal-----














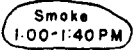





Arsenal (gas generating)-----



Balloon, ascension point-----




Balloon bed.....	
Balloon barrage ascension point.....	
Barrage.....	Blue 
(size indicating the extent, and notation indicating type)	
Demolitions.....	 Blue
Depot (supply point).....	
(Temporary depot in combat zone).....	
Debarkation or embarkation point.....	
Dugout:	
Isolated.....	
In trench system.....	
Gas-proof.....	 G-PF
Entanglement:	
Wire.....	
Concealed.....	
Gas:	
Area to be avoided.....	Red 
Area blanketed by smoke (time effective) ..	
Area probably affected by gas cylinder cloud.....	
Area to be gassed, nonpersistent.....	Blue 
General hospital.....	

Laboratory, experimental station, or proving ground-----



Leader gear-----

(An energized cable which may be provided to aid the safe pilotage of vessels through free passages in mine fields. Symbol is used on chart to show exact location.)

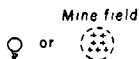


Message center-----

Msg Cen

Mines:

Individual (layout shown if practicable or area included)-----



Chemical land mine-----



Contact mines-----

(This symbol is used to indicate the actual number of mines and their locations. The arabic figures indicate the contemplated number of mines in each line.)



Controlled mines-----


(This symbol indicates one 19-mine group, and a separate symbol is used for each group. As it appears here, the upper edge of this page is assumed to be seaward; and on charts the symbols should be correspondingly placed. The length of a mine group being 1800 feet, the symbol is drawn to scale. Its position represents the contemplated disposition of the mine group.)

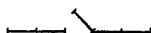


Mobilization point or area (capacity in figures)-----





Net:

Torpedo net (with gate) ----- 

Antisubmarine net (with gate) ----- 

Obstacle:

Individual ----- 


Road block ----- 


Bridge out ----- 

Post:


Observation ----- 

Fixed underwater listening ----- 

Visual signal ----- 

Point, any located (suitable description) ----- 

Point, distributing:


For class I supplies -----  dp


Ammunition -----  dp

Artillery ammunition -----  dp


Small-arms ammunition -----  dp

Water -----  dp


Prisoners of war -----  PW
























Procurement district, headquarters ----- 

Railway center ----- 



Railhead -----  rhd

Reception center ----- 



Replacement training center ----- 

School, commonly used.....	
Found occasionally on old maps.....	  
Supply. (See Depot.)	
Ammunition, all classes.....	
Ammunition, artillery.....	
Ammunition, small arms.....	
Class I.....	
Gas and oil.....	
Water.....	 W
Trains (supply, motor):	
Animal-drawn.....	 Ani
Pack.....	 Pk
Railway.....	 Ry
Searchlight.....	
Sound locator.....	
Signal:	
Radio station.....	 or RS○
Direction-finder station (radio compass).....	RC○ or 
Intercept station.....	
Switching central.....	
Switching central (located at command post).....	
Test station or cable terminal.....	 T Name
Wire on ground.....	


Traffic:

One-way----- Two-way----- 




Tank:

Barrier----- Trap----- 



Trench for one squad-----








(For each additional squad add one
traverse.) Weather station----- 

b. To indicate arm or service or its activity.—These symbols are placed within the symbols shown in *a* above when appropriate, except when otherwise noted.


Air Corps----- Airship----- Balloon----- Balloon (motorized)----- Armored Force----- (When used with arm or service symbol, indicates
mechanized unit.)Artillery----- 

Cavalry:





Horse----- Horse and mechanized----- Mechanized----- Chemical Warfare Service----- 



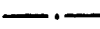
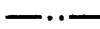

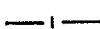
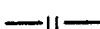
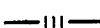








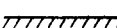



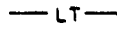



Coast Artillery:	
Antiaircraft.....	
Harbor Defense.....	• HD
Railway.....	• Ry
Tractor-drawn.....	• CA 155-mm
Engineers.....	E
Infantry.....	X
Motorized.....	X Mtz
Parachute.....	X Prcht
Medical Corps.....	+
Military Police.....	MP
Ordnance Department.....	
Quartermaster Corps.....	Q
Bakery.....	
Class I supplies.....	
Gasoline and oil only.....	
Remount Service.....	U
Signal Corps.....	S
Signal Corps (aviation).....	
Tank Destroyer.....	TD
Transportation Service.....	
Veterinary Corps.....	V















c. To indicate size of unit.—These symbols are placed above the symbols shown in *a* above, or are used for indicating boundaries as shown in *d* below.

Squad-----	.
Section-----	..
Platoon-----	...
Company, troop, battery, or Air Corps flight-----	
Battalion, cavalry squadron, or Air Corps squadron--	
Regiment or group-----	
Brigade or Air Corps wing-----	x
Division or air force-----	xx
Corps-----	xxx
Army-----	xxxx
Corps area, department, or section of communica- tions zone-----	ooo
Communications zone-----	oooo
General Headquarters-----	GHQ
Air Force Combat Command-----	 CC
Soldier-----	o
Automatic rifleman-----	⊙
Assistant leader, or second in command-----	⦿
Leader-----	●
Squad leader-----	⦿

d. To indicate boundaries and lines.

Bombardment aviation, light (limit of ra- dius of action)-----	 bomb (L)-----
GHQ reconnaissance aviation (limit of zone of reconnaissance)-----	 GHQ rcn-----
Observation aviation (limit of zone of recon- naissance) :	
Rear limit, army aviation-----	 xxxx obsn-----
Rear limit, corps aviation-----	 xxx obsn-----

Air force reconnaissance aviation (limit of zone of reconnaissance)-----	 AF rcn
Pursuit aviation (limit of radius of action) -	 pur
Squad-----	
Section-----	
Platoon-----	
Company or similar unit-----	
Battalion or similar unit-----	
Regiment or similar unit-----	
Brigade-----	
Division-----	
Corps-----	
Army-----	
Corps area, department, or section of communications zone-----	
Communications zone-----	
Rear boundary of theater of operations-----	
Front line-----	
Limit of wheeled traffic by day-----	
Limit of wheeled traffic by night-----	
Line beyond which lights on vehicles are prohibited-----	
Outpost line-----	
Main line of resistance-----	
Regimental reserve line-----	
Limiting point-----	
Line of communication-----	

Line of departure-----	
Straggler line-----	
Prisoner of War Inclosure, IV Corps-----	
<i>e. Weapons.</i>	
Automatic rifle-----	
(Dotted when emplacement is not occupied, thus)-----	
Machine gun-----	
(Arrow points in principal direction of fire. When used alone it indicates machine gun, water-cooled, cal. .30.)	
(Machine-gun symbol under symbol of unit of any arm indicates machine-gun unit of that arm.)	
Antiaircraft-----	
Antitank gun (specify caliber)-----	
Antitank gun in position, showing principal di- rection of fire (indicate caliber by numeral)---	
Antitank gun emplacement with principal di- rection of fire-----	
Caliber .50-----	
Light-----	
Machine gun (single gun)-----	
(Arrows indicate sectors of fire; shaded portion shows danger space when fire is placed on final protective line.)	
Machine-gun section (two guns)-----	

Gun.....		} Open when em- placement is unoccupied, thus.....	
Gun battery.....			
Howitzer or mortar.....			
Howitzer or mortar battery.....			
4.2-in. chemical mortar.....			
	or		
Livens projector.....			
Mines, chemical land (individual).....			

f. Special symbols for use in hasty sketches and on operations maps.

Area occupied by a unit (2d Battalion, 3d Field Artillery).....	
Area occupied by corps troops (III Corps).....	
Brush.....	
Cultivated land.....	
Stream.....	
Woods.....	













g. Roads.—Suggested road classification is shown below. This classification will not apply in all cases. When additional types are indicated suitable identification should be made by improvised notation or legend.

Hard surface.....	
Graded and improved.....	
Graded, not improved.....	



Poor road----- = = = = =
 Trail-----



















■ 9. APPLICATION OF SPECIAL SYMBOLS.—The following examples show the use of special symbols as applied to various military organizations and activities. These examples are intended to illustrate the method of combining basic symbols and abbreviations in order to show the desired information. These are only a few of the possible combinations. Many are more complete than necessary. Often the number of a unit, to those familiar with it, will indicate its activity.


















a. Air Corps.


















3d Air Force-----		3 AF
701st Air Base Group-----		701 AB
901st Transport Squadron-----		901 T
7th Observation Squadron-----		7 Obsn
88th Reconnaissance Squadron-----		88 Rcn
101st Balloon Squadron-----		101
1st Staff Squadron-----		1 Sff
301st Balloon Group-----		301
701st Bombardment Wing (Light)-----		701 Bomb (L)
532d Pursuit Group (Interceptor)-----		532 Pur (I)
Second Army Aviation-----		Second
203d School Squadron-----		203 Sch

















b. Armored Force.

Headquarters Company, 1st Armored Division-----	Hq 	1 Div
Military Police Platoon, Headquarters Company, 1st Armored Division----	MP 	1 Div


Transportation Platoon, Headquarters Company, 1st Armored Division-----	T Hq  1 Div
1st Reconnaissance Battalion-----	 1 Rcn
Rifle Company, 1st Reconnaissance Battalion-----	D  1 Rcn
Weapons Platoon, 1st Reconnaissance Bat- talion-----	Wpn D  1 Rcn
Motorcycle Platoon, 1st Reconnaissance Battalion-----	Micl A  1 Rcn
Armored Company (Light), 1st Reconnaissance Battalion-----	C  1 Rcn
1st Armored Brigade-----	 1
Communication Platoon, Headquarters Company, 1st Armored Brigade-----	Com Hq  1 Brig
Headquarters Company, 1st Armored Regiment (Light)-----	Hq  1 (L)
Maintenance Platoon, Service Company, 1st Armored Regiment (Light)-----	Maint Serv  1 (L)
Reconnaissance Company, 1st Armored Regiment (Light)-----	Rcn  1 (L)
Machine Gun Company, 1st Armored Regiment (Light)-----	 1 (L)
Company A, 1st Armored Regiment (Light) -	A  1 (L)
69th Armored Regiment (Medium)-----	 69 (M)
70th Tank Battalion, GHQ Reserve-----	 70 (M) GHQ
<i>c. Cavalry.</i>	
Light Machine-gun Platoon, Troop A, 2d Cavalry-----	A  2
Scout Car Platoon, 2d Cavalry-----	Scf C  2
1st Platoon, Troop E, 8th Cavalry-----	1 E  8

1st Platoon, Special Weapons Troop, 14th Cavalry -----	1 Sp Wpn  14
1st Platoon, Antitank Troop, 1st Cavalry Division -----	1 AT  1 Div
Mortar Platoon, Weapon Troop, 2d Cavalry Brigade -----	Wpn  2 Brig ↓
1st Platoon, Troop A, 4th Cavalry (Horse and Mechanized) -----	1 A  4
2d Platoon, Troop G (Motorcycle) 4th Cavalry (Horse and Mechanized) -----	2 G  4
Headquarters Troop, 3d Cavalry Brigade -----	Hq  3 Brig
Troop A (Scout Car), 1st Reconnaissance Squadron -----	A  1 Rcn
Special Weapons Troop, 3d Cavalry -----	Sp Wpn  3
Troop E (Scout Car) 6th Cavalry (Horse and Mechanized) -----	E  6
Reconnaissance Troop (Mechanized) 9th Division -----	Rcn  9 Div
1st Reconnaissance Squadron -----	 1 Rcn
1st Cavalry Division -----	 1
Command Post, 5th Cavalry -----	 5
Observation Post, 9th Cavalry -----	 9
Park, mechanized units of horse cavalry regiment -----	 Prk
Park, Motor Transportation, 3d Cavalry -----	 3
<i>d. Chemical Warfare Service.</i>	
2d Platoon, 1st Chemical Company, Service Aviation -----	2  1 Serv Avn

10th Chemical Company, Maintenance-----	 10 Maint
Company B, 2d Separate Chemical Battalion -----	B  2 Bn (Sep)
3d Battalion, 901st Chemical Regiment-----	3  901
Chemical Warfare Service Distributing Point, IV Corps-----	 IV
Chemical Warfare Service Depot, First Army -----	 First
<i>e. Coast Artillery Corps.</i>	
55th Balloon Barrage Battalion-----	 55 Bar
Searchlight Platoon, Battery A, 104th Coast Artillery-----	A  104
Machine-gun Platoon, Battery E, 102d Coast Artillery-----	E  102
37-mm Platoon, Battery F, 202d Coast Artillery-----	F  202
2d Battalion, 2d Coast Artillery, Harbor Defense-----	2  2 HD
912 Coast Artillery (Railway)-----	 912 Ry
57th Coast Artillery (155-mm gun)-----	 57 CA 155
77th Separate Coast Artillery Battalion (Antiaircraft, 37-mm)-----	 77 Sep
4th Battalion, 241st Coast Artillery, Harbor Defense, Type C-----	4  241 HD (C)
Command Post, Battery E, 248th Coast Artillery, Harbor Defense, Type B-----	E  248 HD (B)
<i>f. Corps of Engineers.</i>	
Company A, 2d Engineers (combat)-----	A  2
12th Engineer Battalion (Triangular Division)-----	 12

8th Engineer Squadron (Cavalry Division) -----	 8
302d Engineer Battalion (Separate) --	 302 (Sep)
301st Engineer Battalion (General Service) -----	 301 Gen Serv
905th Engineer Battalion (Heavy Ponton, Motorized) -----	 905 Hv Pon Mtz
2d Platoon, 70th Engineers (Light Ponton, Motorized GHQ Reserve) -----	2  70 L Pon GHQ
Engineer Depot No. 2, First Army -----	^{XXXX} 2  First
Engineer Park, II Corps -----	^{XXX} Prk  II
Bridge Company, 16th Engineer Battalion -----	Br  16
2d Platoon, 391st Engineer Company (Depot) -----	2  391 Dep
Service Platoon, Company C, 801st Engineers (Water Supply) -----	3C  801 W Sup
2d Platoon, Company B, 28th Engineers (Aviation) -----	2B  28 Avn
Factory Platoon, Shop Company, 84th Engineers (Camouflage) -----	2B  84 Com
<i>g. Field Artillery.</i>	
Symbol may also be used to show artillery position area -----	
Battery F, 2d Field Artillery -----	F  2
Ammunition Train, 2d Battalion, 3d Field Artillery (Horse) -----	Am Tn 2  3 H
Headquarters Battery, 2d Battalion, 4th Field Artillery (Pack) -----	Hq 2  4 Pk

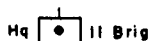
Gasoline Section, Service Battery, 54th
Field Artillery Regiment (105-mm
Howitzer, Armored)-----



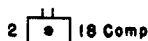
1st Battalion, 8th Field Artillery-----



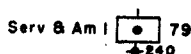
Headquarters and Headquarters Bat-
tery, 11th Field Artillery Brigade-----



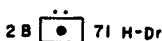
2d Battalion, 18th Field Artillery (Com-
posite)-----



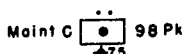
Service and Ammunition Battery, 1st
Battalion, 79th Field Artillery (240-mm
Howitzer, Motorized)-----



2d Section, Battery B, 71st Field Artillery
Battalion, Horse-drawn-----



Maintenance Section, Battery C, 98th
Field Artillery Battalion (75-mm How-
itzer, Pack)-----



Battery B, 1st Field Artillery Observa-
tion Battalion-----



Headquarters Battery, 1st Division Ar-
tillery (Triangular)-----



Tank Destroyer Battalion-----



h. Infantry.

One squad, 2d Platoon, Company G,
117th Infantry-----



2d Heavy Machine-gun Section, Com-
pany D, 2d Infantry-----




1st Platoon Company B, 2d Infantry-----





































Headquarters Company, 3d Infantry-----


































3d Machine-gun Platoon, Caliber .50,
Company M, 120th Infantry-----

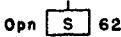
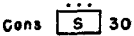
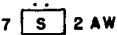
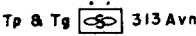



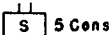
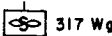
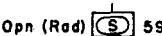
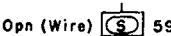

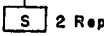

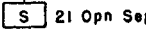
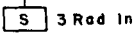
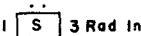


1st Antitank Squad (Antitank Company), 1st Infantry-----	1 AT 
Command Post, 2d Battalion, 323d Infantry-----	2  323
Automatic Rifle Squad, 2d Platoon, Company A, 1st Infantry-----	2 A 
Intelligence Platoon, Headquarters Company, 22d Infantry-----	Int Hq  22
1st Light Machine-gun Squad, Company F, 309th Infantry-----	1 F  309
Mortar Section, Company C, 18th Infantry-----	C  18
Service Platoon, Headquarters Company, 105th Antitank Battalion-----	Serv Hq  105 AT
Weapons Platoon, Company E, 6th Infantry (Armored)-----	Wpn E  6
3d Platoon, 205th Military Police Company-----	3  205
501st Infantry Battalion (Parachute)---	 501 (Prcht)
8th Infantry (Motorized)-----	 8 Mtz
1st Infantry Train-----	
Kitchen Train, 2d Battalion, 3d Infantry---	Ki 2  3
Observation Post, 81-mm Mortar Platoon, Company D, 30th Infantry-----	1 D  30
Medical Detachment, 5th Infantry-----	Det  5 Inf
1st Battalion Section, Medical Detachment, 175th Infantry-----	1 Bn  175 Inf
<i>i. Medical Department.</i>	
Veterinary troops-----	

Headquarters and Service Company, 1st Medical Regiment.....	H & S  1
Clearing Company D, 8th Medical Battalion.....	D  8
1st Platoon, Company E (Ambulance), 105th Medical Regiment.....	1 E  105
Station Platoon, Company G (Clearing), 105th Medical Regiment.....	1 G  105
3d Platoon, Collecting Company, 47th Medical Battalion Armored.....	3 A  47
Clearing Platoon, Veterinary Troop, 1st Medical Squadron.....	3 Vet  1
First Army Medical Depot.....	 First
Battalion Aid Station, 1st Battalion, 4th Infantry.....	1  4 Inf
Ambulance Loading Post.....	 ALP
Collecting Station, 1st Division.....	 1 Coll
11th Evacuation Hospital.....	 11 Evac
Clearing Station, I Corps.....	 I Clr
Hospital Train.....	
Veterinary Clearing Station, First Army.....	 First Clr
5th Platoon, 12th Veterinary Company.....	5  12
901st Veterinary Evacuation Hospital.....	GHQ  901 Evac
<i>j. Ordnance.</i>	
1st Ordnance Company, Medium Maintenance.....	 1 M Maint

2d Ordnance Company, Heavy Maintenance (Army)-----	 2 Hv Maint
3d Ordnance Company, Heavy Maintenance (Tank)-----	 3 Hv Maint (Tk)
Service Section, 28th Ordnance Company (Medium Maintenance)-----	Serv  28 M Maint
Magazine Platoon, 51st Ordnance Company (Ammunition)-----	1  51 Am
3d Platoon, 95th Ordnance Company, Maintenance Railway Artillery-----	3  95 Maint (Ry)
Company B, 19th Ordnance Battalion (Armored)-----	B  19
Headquarters and Supply Section, 105th Ordnance Company (Medium Maintenance)-----	H B S  105 M Maint
Service Platoon, 73d Ordnance Company (Depot)-----	Serv  73 Dep
462d Ordnance Company (Aviation, Bombardment)-----	 462 Avn (Bomb)
694th Ordnance Company (Aviation, Pursuit)-----	 694 Avn Pur
721st Ordnance Company (Aviation Air Base)-----	 721 Avn AB
<i>k. Quartermaster Corps.</i>	
Light Maintenance and Car Battalion, 119th Quartermaster Regiment-----	3  119
Company C, Truck Battalion, 105th Quartermaster Regiment-----	C  105
Company A (Truck), 13th Quartermaster Battalion (Armored)-----	A  13
Shop Headquarters and Supply Platoon, Company C, 56th Quartermaster Regiment (Heavy Maintenance)-----	C  56 Hv Maint

2d Platoon, Company K, 48th Quartermaster Regiment (Truck)-----	2 K  48 Trk
Pack Troop, 16th Quartermaster Squadrons, 1st Cavalry Division-----	E Pk  16
681st Quartermaster Battalion (Sterilization and Bath)-----	 681 (S & B)
Service Platoon, Company A, 203d Battalion (Gasoline Supply)-----	Serv A  203 Gas
Company D, 94th Quartermaster Battalion (Bakery)-----	D  94 Bkry
Transportation Platoon, 252d Quartermaster Company (Air Base)-----	T  252 AB
Second Army Quartermaster Depot No. 1 (Gasoline and Oil)-----	 Second
Third Army Quartermaster Depot No. 2 (Motor Transport)-----	2  Third MT
Railhead for Class I Supply, 2d Division-----	 2 Rhd
III Corps Quartermaster Park-----	Prk  III
Truckhead Class I Supply, 2d Division-----	 2 Trk hd
<i>1. Signal Corps.</i>	
59th Signal Maintenance Company (Aviation)-----	 59 Maint
Intercept Section Headquarters Platoon, 3d Radio Intelligence Company-----	Hq  3 Rad Int ↑
1st Signal Company, Photographic-----	 1 Photo
Operating Platoon, 1st Signal Troop, 1st Cavalry Division-----	Opn  1
Headquarters Platoon, 701st Pigeon Company-----	Hq  701 Pgn

Operation Company, 62d Signal Battalion-----	
Construction Platoon, 30th Signal Company-----	
7th Aircraft Warning Section, 2d Aircraft Warning Company-----	
Telephone and Telegraph Section, 313th Signal Company (Aviation)---	
1st Signal Platoon (Air Base)-----	
Point on axis of signal communication, 1st Division-----	
Point on axis of signal communication, 1st Armored Division-----	
5th Signal Battalion, Construction-----	
317th Signal Company, Air Wing-----	
Signal Company, Operation (Radio), 59th Signal Battalion, Armored Corps-----	
Signal Company, Operation (Wire), 59th Signal Battalion, Armored Corps-----	
1st Signal Company, Depot-----	
2d Signal Company, Repair-----	
1st Signal Company, Construction, Separate-----	
21st Signal Company, Operation, Separate-----	
3d Radio Intelligence Company-----	
Position-finding Section 1st Platoon, 3d Radio Intelligence Company-----	

SECTION V

GENERAL ABBREVIATIONS

■ 10. GENERAL USE.—The abbreviations listed below are prescribed for use on all United States maps:

A.....	Arch or arroyo
abut.....	Abutment
b.....	Brick
BS.....	Blacksmith shop
bot.....	Bottom
Br.....	Branch
br.....	Bridge
C.....	Cape
cem.....	Cemetery
con.....	Concrete
cov.....	Covered
Cr.....	Creek
cul.....	Culvert
DS.....	Drug store
E.....	East
Est.....	Estuary
f.....	Fordable
Ft.....	Fort
GS.....	General store
gir.....	Girder
GM.....	Grist mill
i.....	Iron
I.....	Island
Jc.....	Junction
kp.....	King-post
L.....	Lake
Lat.....	Latitude
Ldg.....	Landing
LSS.....	Life-saving station
LH.....	Lighthouse
Long.....	Longitude
Mt.....	Mountain
Mts.....	Mountains
N.....	North
nf.....	Not fordable
p.....	Pier
pk.....	Plank

PO.....	Post office
Pt.....	Point
qp.....	Queen-post
R.....	River
RH.....	Roundhouse
RR.....	Railroad
2d.....	Second
S.....	South
s.....	Steel
SH.....	Schoolhouse
SM.....	Sawmill
Sta.....	Station
St.....	Stone
str.....	Stream
TG.....	Tollgate
3d.....	Third
Tres.....	Trestle
tr.....	Truss
WT.....	Water tank
WW.....	Waterworks
W.....	West
w.....	Wood

■ 11. USE WITH HYDROGRAPHIC SYMBOLS.—*a. General.*

Bn.....	Beacon
RK.....	Rock
Wk.....	Wreck
LMP.....	Levee mile post
LS.....	Levee station
TH.....	Towhead
NRS.....	Naval radio station
NRC.....	Naval radio direction-finder (radio compass station)
PD.....	Position doubtful
PA.....	Position approximate
ED.....	Existence doubtful

b. Relating to lights.

F.....	Fixed
Fl.....	Flashing
Occ.....	Occulting
Alt.....	Alternating

Gp	Group
R	Red
W	White
G	Green
B	Blue
Sec	Sector
(U)	Unwatched
ev	Every
m	Miles
min	Minutes
sec	Seconds
vis	Visible

c. Relating to buoys.

C	Can
N	Nun
S	Spar
HS	Horizontal stripes
B	Black
R	Red
W	White
VS	Vertical stripes
G	Green
Y	Yellow
Ch	Checkered

d. Relating to fog signals.

FB	Fog bell
FD	Fog diaphone
FG	Fog gun
FH	Fog horn
FS	Fog siren
FT	Fog trumpet
FW	Fog whistle
SB	Submarine fog bell

e. Relating to bottoms.

Cl	Clay
Co	Coral
G	Gravel
M	Mud
Oz	Ooze
P	Pebbles
S	Sand

<i>Sh</i>	Shells
<i>Sp</i>	Specks
<i>St</i>	Stones
<i>brk</i>	Broken
<i>Cal</i>	Calcareous
<i>crs</i>	Coarse
<i>dec</i>	Decayed
<i>dk</i>	Dark
<i>fly</i>	Flinty
<i>fne</i>	Fine
<i>grd</i>	Ground
<i>gty</i>	Gritty
<i>hrd</i>	Hard
<i>lrg</i>	Large
<i>lt</i>	Light
<i>rky</i>	Rocky
<i>rot</i>	Rotten
<i>sft</i>	Soft
<i>sml</i>	Small
<i>spk</i>	Speckled
<i>stf</i>	Stiff
<i>str</i>	Streaky
<i>vol</i>	Volcanic
<i>bk</i>	Black
<i>br</i>	Brown
<i>bu</i>	Blue
<i>gn</i>	Green
<i>gy</i>	Gray
<i>rd</i>	Red
<i>wh</i>	White
<i>yl</i>	Yellow
<i>stk</i>	Sticky

SECTION VI

MILITARY ABBREVIATIONS

■ 12. LIST.—The abbreviations listed below are authorized for use in combat orders, messages, records, and reports in the field. With few exceptions all are written without spacing and periods. Dates, when abbreviated, are written thus: 1 Jan 24. Usually a single word is represented by a single capital letter, or by a capital and lower case.

Acting.....	Actg
Adjutant General.....	AG
Adjutant's (section).....	Adj (Sec)
Adjutant (1st staff section, brigades and lower units).....	S-1
Adjutant General's Department.....	AGD
Administrative (orders).....	Adm (O)
Advance.....	Adv
Advance guard.....	Adv Gd
Advance Message Center.....	Adv Msg Cen
Afternoon (i. e., from 12:00 noon to 12:00 midnight).....	PM
Aide-de-camp.....	ADC
Air base.....	AB
Air Corps.....	AC
Aircraft warning service.....	AWS
Air Defense Command.....	AD Comd
Airdrome.....	Adrn
Air District.....	A Dist
Air Force.....	AF
Air Force Combat Command.....	AFCC
Air Intelligence (section) (officer).....	A Int (Sec) (O)
Airplane.....	AP
Airship.....	Ash
Ambulance (company) (company, motor) (section).....	Amb (Co) (CoM) (Sec)
Ambulance loading post.....	ALP
American Expeditionary Forces.....	AEF
Ammunition (company) (distribu- tion point) (train).....	Am (Co) (DP) (Tn)
Animal (animal-drawn).....	Anl-d
Antiaircraft.....	AA
Antiaircraft Artillery.....	AAA
Antiaircraft Artillery Intelligence Service.....	AAAIS
Antiaircraft Intelligence Service.....	AAIS
Antimechanized.....	AMecz
Antitank.....	AT
Appendix.....	App
April.....	Apr
Armorer.....	Armrr
Artificer.....	Artif

Armored (car).....	Armd-C
Armored Force.....	Armd F
Army Air Forces.....	AAF
Army Engineer Service.....	A Engr Serv
Army headquarters.....	AHQ
Army medical (laboratory) (service) ..	A Med (Lab) (Serv)
Army Post Office.....	APO
Army Regulations.....	AR
Artillery (brigade) (horse) (liaison officer).....	Arty(Brig) (H) (Ln O)
Artillery Information Service.....	AIS
Assistant.....	Asst
Assistant chief of staff.....	AC of S
Assistant chief of staff for personnel ..	G-1
Assistant chief of staff for military in- telligence.....	G-2
Assistant chief of staff for operations and training.....	G-3
Assistant chief of staff for supply.....	G-4
Attached.....	Atchd
Attack.....	Atk
Auxiliary.....	Aux
August.....	Aug
Automatic.....	Auto
Aviation.....	Avn
Axis or axes of signal communication.	Ax Sig Com
Baggage.....	Bag
Bakery (battalion) (company).....	Bkry (Bn) (Co)
Balloon (group) (squadron) (wing) ..	Bln (Gp) (Sq) (Wg)
Barrage balloon (battalion).....	Bar Bln (Bn)
Basic.....	Bsc
Battalion (combat train) (comman- der).....	Bn (C Tn) (Comdr)
Battalion adjutant.....	S-1
Battalion intelligence officer.....	S-2
Battalion plans and training officer... ..	S-3
Battalion supply officer.....	S-4
Battery (commander).....	Btry (Comdr)
Battle reconnaissance.....	B Rcn
Bench mark.....	BM
Bicycle.....	Bcl

Blacksmith.....	Blksm
Bombardment (squadron) (group) (wing) (light) (medium) (heavy).	Bomb (Sq) (Gp) (Wg) (L) (M) (H)
Bomb service truck.....	BSTrk
Boundary.....	Bd
Bridge train (heavy) (light).....	Br Tn (Hv) (L)
Brigade (commander).....	Brig (Comdr)
Brigade adjutant.....	S-1
Brigade intelligence officer.....	S-2
Brigade plans and training officer.....	S-3
Brigade supply officer.....	S-4
Brigade headquarters.....	BHQ
Brigadier general.....	Brig Gen
Browning automatic rifle.....	BAR
Bugler.....	Bglr
Caliber.....	cal
Camouflage (battalion) (company)...	Cam (Bn) (Co)
Captain.....	Capt
Carpenter.....	Cptr
Carrier.....	Carr
Cavalry (brigade) (division).....	Cav (Brig) (Div)
Cavalry division headquarters.....	CavDHQ
Cemetery.....	Cem
Center.....	Cen
Centimeter.....	cm
Chaplain (section).....	Ch (Sec)
Chauffeur.....	Cfr
Chemical (ammunition train) (battalion) (company) (officer) (regiment) (section).	Cml (AmTn) (Bn) (Co) (O) (Regt) (Sec)
Chemical agent, nonpersistent.....	G-NP
Chemical agent, persistent.....	G-P
Chemical mortar, 4.2-inch.....	4.2 Cml Mort
Chemical Warfare Service.....	CWS
Chief of artillery.....	C of A
Chief of aviation.....	C of Avn
Chief Signal Officer.....	C Sig O
Chief of Staff.....	C of S
Circular.....	Cir
Class.....	Cl
Class I supplies.....	Cl I Sup

Clearing (company)	Clr (Co)
Clerk	Clk
Coast Artillery Corps	CAC
Coast defense	CD
Coastal frontier	CF
Collecting (company) (point) (station)	Coll (Co) (Pt) (Sta)
Colonel	Col
Column	Clm
Combat (car) (zone)	C (Car) (Z)
Command (car)	Comd (Car)
Commandant	Comdt
Commander	Comdr
Commander in Chief	C in C
Commanding	Comdg
Commanding general	CG
Commanding officer	CO
Command post	CP
Command post exercise	CPX
Commercial	Coml
Commissary	Comm
Communication (officer) (squadron) (platoon) (section)	Com (O) (Sq) (Plat) (Sec)
Communications zone	Com Z
Company (commander) (headquarters)	Co (Comdr) (Hq)
Contact party	Con Py
Construction (company) (platoon) (section)	Cons (Co) (Plat) (Sec)
Continuous wave	CW
Convalescent (hospital)	Conv (Hosp)
Cook	Ck
Corporal	Cpl
Corps headquarters	CHQ
Corps of Engineers	CE
Crossroads	CR
Cylinder	Cyl
December	Dec
Decontamination	Decon
Dental Corps	DC

Department.....	Dept
Depot (battalion).....	Dep (Bn)
Deputy chief of staff.....	DC of S
Detachment.....	Det
Distant surveillance (section).....	DS (Sec)
Distributing point.....	DP
Division.....	Div
Division (adjutant) (aviation) (com- mander) (engineer).	Div (Adj) (Avn) (Comdr) (Engr)
Division headquarters.....	DHQ
Division (headquarters commandant and provost marshal).....	Div (Hq Comdt & PM)
Division (judge advocate) (munitions officer).....	Div (JA) (Mun O)
Division ordnance officer.....	Div OO
Division (quartermaster) (signal of- ficer) (surgeon).	Div (QM) (Sig O) (Surg)
Draftsman.....	Drftm
Drawn.....	Dr
Dump (truck).....	Dp (Trk)
East.....	E
Echelon.....	Ech
Electrician.....	Electn
Element.....	Elm
Eliminate.....	Elim
Embarkation.....	Emb
Engineer (battalion) (company) (of- ficer) (train).	Engr (Bn) (Co) (O) (Tn)
Engineers (combat) (general service).....	Engrs (C) (Gen Serv)
Enlisted men.....	EM
Entrucking point.....	EP
Evacuation (hospital).....	Evac (Hosp)
Exclusive.....	Excl
Executive (officer).....	Ex (O)
February.....	Feb
Feet or foot.....	ft
Field Artillery (brigade).....	FA (Brig)
Field laboratory.....	F Lab

Field manual.....	FM
Field orders.....	FO
Field (remount depot).....	F (Rmt Dep)
Field Train.....	F Tn
Fighter.....	Fi
Finance (Department) (officer).....	Fin (Dept) (O)
First lieutenant.....	1st Lt
Fixed.....	Fxd
Flash ranging.....	FR
Flight (commander).....	Flt (Comdr)
Film strip.....	FS
Forward echelon.....	Fwd Ech
Garage.....	Gar
Gas noncommissioned officer.....	Gas NCO
Gas officer.....	Gas O
Gasproof dugout or building.....	G-PF
General (hospital) (service).....	Gen (Hosp) (Serv)
General Headquarters.....	GHQ
General service.....	Gen Serv
General Staff (Corps).....	GS (C)
First section.....	G-1
Second section.....	G-2
Third section.....	G-3
Fourth section.....	G-4
General Headquarters Air Force.....	GHQ AF
Geological (survey).....	Geol (Surv)
Graves registration (battalion) (company).....	Gr Reg (Bn) (Co)
Group.....	Gp
Groupment.....	Gpmt
Guard.....	Gd
Gun.....	G
Gunner.....	Gnr
Harbor defense.....	HD
Headquarters (battery) (company) (troop) (platoon) (section).....	Hq (Bty) (Co) (Tr) (Plat) (Sec)
Headquarters and headquarters (battery) (company) (troop).....	Hq & Hq (Btry) (Co) (Tr)
Headquarters commandant.....	Hq Comdt

Headquarters and service (battery) (company) (troop).	Hq & Serv (Btry) (Co), (Tr) or H & S (Btry) (Co) (Tr)
Heavy (ponton)_____	Hv (Pon)
Heavy weapons (company) (section)_	Hv Wpn (Co) (Sec)
High explosive_____	HE
Highway_____	Hwy
Holding and reconsignment point_____	H & RP
Horse_____	H
Horse-drawn_____	H-Dr
Horse and mechanized_____	H & Mecz
Hospital (company) (train)_____	Hosp (Co) (Tn)
Howitzer_____	How
Impregnating_____	Impreg
Inch_____	in
Inclosure_____	Incls
Inclusive_____	incl
Infantry (brigade) (division)_____	Inf (Brig) (Div)
Information center_____	IC
Initial point_____	IP
Inspector_____	Insp
Inspector general_____	IG
Inspector General's Department_____	IGD
Instrument_____	Instr
Intelligence (platoon) (section)_____	Int (Plat) (Sec)
Intelligence officer_____	S-2 or Int O
Interceptor_____	I
January_____	Jan
Judge advocates' (section)_____	JA (Sec)
Judge Advocate General's Department.	JAGD
Kitchen_____	Ki
Labor (detachment) (battalion)_____	Lbr (Det) (Bn)
Laboratory_____	Lab
Land mine_____	LM
Laundry_____	Ldry
Liaison (officer)_____	Ln (O)
Lieutenant (colonel) (general)_____	Lt (Col) (Gen)
Light (machine gun) (tank) (pon- ton)_____	L (MG) (Tk) (Pon)

Lights.....	Lgts
Line of departure.....	LD
Line of communication.....	LC
Lineman.....	Lmn
Livens projector.....	LP
Machine-gun (company) (troop) (officer).....	MG (Co) (Tr) (O)
Machinist.....	Machst
Main line of resistance.....	MLR
Main supply road.....	MSR
Maintenance (section).....	Maint (Sec)
Maintenance of equipment.....	Maint of E
Maintenance party.....	Maint Py
Maintenance of way.....	Maint of W
Maintenance and supply.....	M & S
Major (General).....	Maj (Gen)
March.....	Mar
Master.....	Mr
Material.....	Mat
Mechanic.....	Mech
Mechanized.....	Mecz
Medical (regiment) (supply depot)....	Med (Regt) (Sup Dep)
Medical Corps.....	MC
Medical Department.....	MD
Medium (tank) (pontoon).....	M (Tk) (Pon)
Message (center).....	Msg (Cen)
Message dropping and pick-up ground..	Msg DPU
Messenger (section).....	Msgr (Sec)
Meteorological (company) (officer) (section).....	Met (Co) (O) (Sec)
Mile.....	mi
Miles per hour.....	mph
Military intelligence.....	MI
Military police (battalion) (company)..	MP (Bn) (Co)
Millimeter.....	mm
Mobilization Regulations.....	MR
Mobilization Training Program.....	MTP
Mobile.....	Mbl
Months.....	mos
Morning (i. e., from 12:00 midnight to 12:00 noon).....	AM

Mortar.....	Mort
Motor Transport (Service).....	MT (S)
Motor.....	Mtr
Motor-tricycle.....	Mtricl
Motorcycle.....	Mtrcl
Motorized.....	Mtz
Mounted.....	Mtd
Munitions (officer).....	Mun(O)
Navigation (officer).....	Nav (O)
Net control station.....	NCS
Night.....	Nt
Noncommissioned officer.....	NCO
North.....	N
November.....	Nov
Number.....	No
Observation (battalion) (flash) (group) (squadron).	Obsn (Bn) (Fl) (Gp) (Sq)
Observer.....	Obsr
Observation post.....	OP
October.....	Oct
Officer, order, or orders.....	O
Operation.....	Opn
Operator.....	Opr
Orderly.....	Odly
Ordnance.....	Ord
Ordnance officer.....	OO
Organization.....	Orgn
Outpost line.....	OPL
Outpost line of resistance.....	OPLR
Pack (troop) (train).....	Pk (Tr) (Tn)
Parachute.....	Prcht
Park.....	Prk
Party.....	Py
Personnel (carrier) (officer) (section).	Pers(Car) (O) (Sec)
Photographic (section) (squadron)...	Photo (Sec) (Sq)
Pigeon company.....	Pgn Co
Pioneer.....	Pion
Pioneer and demolition section.....	P & D Sec
Plans and training officer.....	S-3

Platoon (commander) (headquarters)	Plat (Comdr) (Hq)
Point.....	Pt
Ponton.....	Pon
Postal (section).....	Post (Sec)
Prisoners of war.....	PW
Private.....	Pvt
Provisional.....	Prov
Provost marshal.....	PM
Provost Marshal General.....	PMG
Pursuit (group) (squadron).....	Pur (Gp) (Sq)
Quartering (detachment) (officer)...	Qr (Det) (O)
Quartermaster Corps.....	QMC
Quartermaster (section).....	QM (Sec)
Radio (company) (section).....	Rad (Co) (Sec)
Radio and panel section.....	R & P Sec
Radio intelligence (company).....	Rad Int (Co)
Railhead (detachment).....	Rhd (Det)
Railhead officer.....	RHO
Railroad.....	RR
Railroad transportation officer.....	RTO
Railway (battalion).....	Ry (Bn)
Railway traffic officer.....	R Traf O
Range (officer).....	Rg (O)
Ration distributing point.....	RDP
Rear (echelon) (guard).....	Rr (Ech) (Gd)
Reception (center).....	Recp (Cen)
Reconnaissance (officer) (squadron) (long range) (medium range).	Rcn (O) (Sq) (LR) (MR)
Reconstruction park.....	Recons Prk
Record.....	Rcd
Refrigeration.....	Ref
Regiment.....	Regt
Regimental.....	Regtl
Regimental adjutant.....	S-1
Regimental headquarters.....	RHQ
Regimental intelligence officer.....	S-2
Regimental plans and training officer..	S-3
Regimental reserve line.....	RRL
Regimental supply officer.....	S-4
Regulating (officer) (point) (station)...	R (O) (P) (Sta)

Reinforced.....	Reinf
Remount (depot) (officer) (service) ..	Rmt (Dep) (O) (Serv)
Repair (section).....	Rep (Sec)
Replacement.....	Repl
Replacement Training Center.....	RTC
Reproduction.....	Repro
Reserve.....	Res
Rifle (company) (platoon) (squad) ..	R (Co) (Plat) (Sqd)
Road.....	Rd
Road bend.....	RB
Road junction.....	RJ
Road space.....	RS
Sales commissary (battalion) (com- pany)	Sales Comm (Bn) (Co)
Salvage (battalion) (company).....	Salv (Bn) (Co)
Sanitary.....	Sn
Scheduled.....	Scd
School.....	Sch
Scout.....	Sct
Scout car.....	Sct C
Scout car, half-track.....	Sct C Ht
Searchlight.....	Slt
Second lieutenant.....	2d Lt
Section.....	Sec
Self-propelled mount.....	SPM
Semiautomatic rifle.....	SAR
Semimobile.....	Sem
Separate.....	Sep
September.....	Sept
Sergeant.....	Sgt
Service (battalion) (battery) (com- pany) (troop)	Serv (Bn) (Btry) (Co) (Tr)
Shoe repair.....	S Rep
Side car.....	Sc
Signal (battalion) (company) (troop) (depot) (officer) (section)	Sig (Bn) (Co) (Tr) (Dep) (O) (Sec)
Signal Corps.....	Sig C
Signal operations instructions.....	SOI
Small arms (ammunition)	SA (Am)
Sound and Flash (battalion)	S & F (Bn)
Sound locator.....	S-L

Sound ranging.....	SR
South.....	S
Special troops.....	Sp Trs
Special weapons (troop) (platoon)....	Sp Wpn (Tr) (Plat)
Squad.....	Sqd
Squadron (headquarters) (headquarters and headquarters detachment) .	Sq (Hq) (Hq & Hq Det)
Staff (group) (squadron).....	Stf (Gp) (Sq)
Standing operating procedure.....	SOP
Station.....	Sta
Stenographer.....	Steno
Sterilization and bath.....	S & B
Straggler line.....	Strag L
Submachine gun.....	SMG
Supply (company) (section).....	Sup (Co) (Sec)
Supply officer.....	S-4 or Sup O
Support line.....	SL
Supply point.....	Sup Pt
Surgeon.....	Surg
Surgical (hospital).....	Surg (Hosp)
Survey.....	Surv
Switchboard.....	Sb
Switching central.....	Sw C
Tables of Basic Allowances.....	T/BA
Tables of Organization.....	T/O
Tank (battalion) (company).....	Tk (Bn) (Co)
Tank destroyer.....	TD
Technical.....	Tech
Technical Manual.....	TM
Technical Regulations.....	TR
Technician.....	Techn
Telegraph (section).....	Tg (Sec)
Telegraph printer.....	Tgp
Telephone (section).....	Tp (Sec)
Theater headquarters.....	THQ
Theater of operations.....	T of Opns
Time lengths.....	TL
Toolmaker.....	Tlmkr
Topographic.....	Top or Topo
Tractor.....	Trac

Tractor-drawn.....	Tr Dr
Traffic.....	Traf
Train.....	Tn
Trailer.....	Tlr
Training.....	Tng
Training Circular.....	TC
Training film.....	TF
Transport or transportation (com- pany) (officer) (platoon).....	T (Co) (O) (Plat)
Trench mortar (battery).....	T Mort (Btry)
Tricycle, motor.....	Tricl Mtr
Troop(s).....	Tr(s)
Truck (battalion) (company) (sec- tion) (truck head).....	Trk (Bn) (Co) (Sec) (Trk hd)
Truck-drawn.....	Trk-Dr
Truck head.....	Trk hd
Veterinary or veterinarian.....	Vet
Veterinary Corps.....	VC
Veterinary (company) (evacuation hospital) (service).....	Vet (Co) (Evac Hosp) (Serv)
Visual.....	Vis
Wagon (battalion) (company) (mas- ter) (section) (train).....	Wag (Bn) (Co) (Mr) (Sec) (Tn)
War Department.....	WD
Warrant officer.....	WO
Water supply.....	W Sup
Water tank (battalion) (train).....	W Tk (Bn) (Tn)
Weapon carrier.....	Wpn Carr
Weapons (troop) (platoon).....	Wpn (Tr) (Plat)
Weather (group) (officer) (squadron).....	Wea (Gp) (O) (Sq)
Welder.....	Wldr
West.....	W
Winch.....	Wn
Wing.....	Wg
Yard.....	Yd
Year.....	Yr
Zone.....	Z
Zone of the interior.....	Z of I

■ 13. EXAMPLES.—*a. Units of armored division.*

1st Armored Division.....	1st Armd Div
Headquarters.....	Hq
Headquarters Company.....	Hq Co
1st Reconnaissance Battalion.....	1st Rcn Bn
1st Armored Brigade.....	1st Armd Brig
Headquarters and Headquarters Com- pany.....	Hq & Hq Co
1st Armored Regiment (Light).....	1st Armd Regt (L)
13th Armored Regiment (Light).....	13th Armd Regt (L)
69th Armored Regiment (Medium)...	69th Armd Regt (M)
16th Engineer Battalion (Armored)...	16th Engr Bn (Armd)
68th Field Artillery (Armored).....	68th FA (Armd)
6th Infantry (Armored).....	6th Inf (Armd)
27th Field Artillery Battalion (Ar- mored).....	27th FA Bn (Armd)
47th Signal Company (Armored).....	47th Sig Co (Armd)
19th Ordnance Battalion (Armored)...	19th Ord Bn (Armd)
13th Quartermaster Battalion (Ar- mored).....	13th QM Bn (Armd)
47th Medical Battalion (Armored)...	47th Med Bn (Armd)
12th Observation Squadron (At- tached).....	12th Obsn Sq (Atchd)

b. Units of cavalry division, horse.

1st Cavalry Division.....	1st Cav Div
Headquarters.....	Hq
Headquarters Troop.....	Hq Tr
1st Reconnaissance Squadron.....	1st Rcn Sq
1st Signal Troop.....	1st Sig Tr
Antitank Troop.....	AT Tr
27th Ordnance Company (Medium Maintenance).....	27th Ord Co (M Maint)
1st Cavalry Brigade.....	1st Cav Brig
Headquarters and Headquarters Troop.....	Hq & Hq Tr
5th Cavalry.....	5th Cav
Weapons Troop, 1st Cavalry Brigade...	Wpn Tr 1st Cav Brig
2d Cavalry Brigade.....	2d Cav Brig
Headquarters and Headquarters Troop.....	Hq & Hq Tr
1st Cavalry Division Artillery.....	1st Cav Div Arty

Headquarters and Headquarters

Battery.....	Hq & Hq Btry
82d Field Artillery Battalion (75-mm Howitzer, Horse-drawn).	82d FA Bn (75-mm How H-Dr)
Field Artillery Battalion (105-mm Howitzer, Truck-drawn).	FA Bn (105-mm How Trk-Dr)
8th Engineer Squadron.....	8th Engr Sq
1st Medical Squadron.....	1st Med Sq
16th Quartermaster Squadron.....	16th QM Sq
Ordnance Company, Medium Maintenance.....	Ord Co (M Maint)

c. Units of infantry division (square).

Headquarters.....	Hq
Special Troops.....	Sp Tr
Headquarters and Headquarters	
Detachment.....	Hq & Hq Det
Medical Detachment.....	Med Det
Headquarters Company.....	Hq Co
Military Police Company.....	MP Co
Signal Company.....	Sig Co
Ordnance Company, Medium Maintenance.....	Ord Co (M Maint)
Infantry Brigade.....	Inf Brig
Headquarters and Headquarters	
Company.....	Hq & Hq Co
2d Infantry Regiment.....	2d Inf Regt
Field Artillery Brigade.....	FA Brig
Headquarters and Headquarters	
Battery.....	Hq & Hq Btry
Field Artillery Regiment (155-mm Howitzer).	FA Regt (155-mm How)
2d Field Artillery Regiment (105-mm Howitzer).	2d FA Regt (105-mm How)
Engineer Regiment (combat).....	Engr Regt (c)
Medical Regiment.....	Med Regt
Quartermaster Regiment.....	QM Regt

d. Units of infantry division (triangular).

Headquarters.....	Hq	
Headquarters and Military Police Company.....	Hq & MP Co	
Signal Company.....	Sig Co	
Reconnaissance Troop.....	Rcn Tr	
Infantry Regiment.....	Inf Regt	
Division Artillery.....	Div Arty	
Headquarters and Headquarters Battery.....	Hq & Hq Btry	
I 1-155-mm Howitzer (or) 3-105-mm	II 4-105-mm Howitzer (or)	III 1-155-mm Howitzer 3-75-mm gun
Engineer Battalion.....	Engr Bn	
Medical Battalion.....	Med Bn	
Quartermaster Battalion.....	QM Bn	

e. Units of infantry division (triangular, motorized).— Same as above except three infantry regiments are motorized, and field artillery component is one battalion of 155-mm Howitzers and three battalions of 105-mm Howitzers.

f. Units which may be attached to an infantry division or cavalry division.

Coast Artillery (Antiaircraft).....	CA (AA)
Company (Chemical Warfare Service).....	Co (CWS)
Engineer Battalion (General Service).....	Engr Bn (Gen Serv)
Engineer Battalion (Separate).....	Engr Bn (Sep)
Surgical Hospital.....	Surg Hosp
Balloon Squadron.....	Bln Sq
Observation Squadron.....	Obsn Sq
Field Artillery Observation Battalion..	FA Obsn Bn

APPENDIX

LIST OF REFERENCES

- AR 850-150, Authorized Abbreviations for Military Records.
- AR 300-15, Maps and Mapping.
- FM 21-25, Elementary Map and Aerial Photograph Reading.
- FM 21-35, Sketching.
- TM 5-230, Topographic Drafting.
- FM 4-155, Coast Artillery, Reference Data.
- FM 6-130, Field Artillery, Reference Data.
- FM 21-105, Engineer Soldier's Handbook.
- FM 21-100, Soldier's Handbook.
- FM 8-55, Medical Department Reference Data.
- FM 21-6, List of Publications for Training.
- FM 21-26, Advanced Map and Aerial Photograph Reading.
- FM 5-35, Engineer, Reference Data.

INDEX

	Paragraph	Page
Abbreviations:		
For general use.....	10	44
For use with hydrographic symbols:		
Bottoms.....	11 <i>e</i>	46
Buoys.....	11 <i>c</i>	46
Fog signals.....	11 <i>d</i>	46
General.....	11 <i>a</i>	45
Lights.....	11 <i>b</i>	45
List.....	12	47
Military—examples of units:		
Armored division.....	13 <i>a</i>	61
Attached to an infantry division.....	13 <i>f</i>	63
Cavalry division, horse.....	13 <i>b</i>	61
Infantry division (square).....	13 <i>c</i>	62
Infantry division (triangular).....	13 <i>d</i>	63
Infantry division (triangular, motorized).....	13 <i>e</i>	63
Air Corps symbols.....	9 <i>a</i>	33
Air navigation maps:		
Characteristics.....	5	18
List of symbols.....	6	18
Application of special military symbols.....	9	33
Basic military symbols.....	8	22
Boundaries:		
Military.....	8 <i>d</i>	29
Topographic.....	4 <i>b</i>	7
Cavalry symbols.....	9 <i>c</i>	34
Chemical Warfare Service symbols.....	9 <i>d</i>	35
Coast Artillery Corps symbols.....	9 <i>e</i>	36
Color of symbols:		
Military.....	7 <i>a</i>	20
Topographic.....	3 <i>b</i>	1
Drainage.....	4 <i>d</i>	8
Engineers' symbols.....	9 <i>f</i>	36
Examples of military abbreviations.....	13	61
Field Artillery symbols.....	9 <i>g</i>	37
General abbreviations.....	10	44
Hydrography.....	4 <i>g</i>	13
Infantry symbols.....	9 <i>h</i>	38
Land classification.....	4 <i>f</i>	10
Lettering of topographic symbols.....	3 <i>c</i>	2
List of—		
Abbreviations.....	10	44
Basic military symbols.....	8	22
Military abbreviations.....	12	47
Topographic symbols.....	4	2
Marginal information.....	4 <i>c</i>	7
Medical Department symbols.....	9 <i>i</i>	39

INDEX

	Paragraph	Page
Navigation, aids.....	4h	15
Ordnance symbols.....	9j	40
Purpose of manual.....	1	1
Quartermaster Corps symbols.....	9k	41
Relief.....	4e	9
Scope of manual.....	2	1
Signal Corps symbols.....	9l	42
Size of topographic symbols.....	3a	1
Structures.....	4a	2
Symbols:		
Air navigation maps:		
Characteristics.....	5	18
List.....	6	18
Military:		
Basic, list of, to indicate—		
Activities.....	8a	22
Arms or services.....	8b	27
Boundaries.....	8d	29
Hasty sketches.....	8f	32
Size of units.....	8c	28
Weapons.....	8e	31
General rules for.....	7	20
Special:		
Application to—		
Air Corps.....	9a	33
Armored Force.....	9b	33
Cavalry.....	9c	34
Chemical Warfare Service.....	9d	35
Coast Artillery Corps.....	9e	36
Corps of Engineers.....	9f	36
Field Artillery.....	9g	37
Infantry.....	9h	38
Medical Department.....	9i	39
Ordnance.....	9j	40
Quartermaster Corps.....	9k	41
Signal Corps.....	9l	42
For use in sketches.....	8f	32
Topographic:		
Characteristics.....	3	1
List:		
Boundaries, marks, and monuments.....	4b	7
Drainage.....	4d	8
Hydrography.....	4g	13
Land classification.....	4f	10
Marginal information.....	4c	7
Navigation, aids to.....	4h	15
Relief.....	4e	9
Works and structures.....	4a	2
Unit designations.....	7b	20

